

Gajendra T. Rangoonwala
B.Com., FCA

Cell No. : +91 98241 92676
Office : 0261-2329524
Email : carangoonwala@gmail.com

Rangoonwala Associates

Chartered Accountants

128/129, 1st Floor, Singapuriwadi Building,
Gate No. 4, Opp. Agiyari Mohollo,
Rustompura, Surat - 395 002.

Date :

INDEPENDENT AUDITOR'S REPORT


To the Members of Fairdeal Filaments Ltd.

1. We have audited the accompanying Statement of financial Results of Fairdeal Filaments Ltd ("the Company"), for the year ended March 31, 2018 ("the Statement"), being submitted by the Company pursuant to the requirement of Regulation 33 of the SEBI (Listing Obligations and Disclosure Requirements) Regulations, 2015, as modified by Circular No. CIR/CFD/FAC/62/2016 dated July 5, 2016.

This Statement, which is the responsibility of the Company's Management and approved by the Board of Directors, has been compiled from the related Ind AS financial statements which has been prepared in accordance with the Indian Accounting Standards prescribed under Section 133 of the Companies Act, 2013 read with relevant rules issued there under ('Ind AS') and other accounting principles generally accepted in India. Our responsibility is to express an opinion on the Statement based on our audit of such financial statements.

2. We conducted our audit in accordance with the Standards on Auditing issued by the Institute of Chartered Accountants of India. Those Standards require that we comply with ethical requirements and plan and perform the audit to obtain reasonable assurance about whether the Statement is free from material misstatement.

An audit involves performing procedures to obtain audit evidence about the amounts and the disclosures in the Statement. The procedures selected depend on the auditor's judgment, including the assessment of the risks of material misstatement of the Statement, whether due to fraud or error. In making those risk assessments, the auditor considers internal control relevant to the Company's preparation and fair presentation of the Statement in order to design audit procedures that are appropriate in the circumstances, but not for the purpose of expressing an opinion on the effectiveness of the Company's internal control. An audit also includes evaluating the appropriateness of the accounting policies used and the reasonableness of the accounting estimates made by the Management, as well as evaluating the overall presentation of the Statement.



We believe that the audit evidence obtained by us is sufficient and appropriate to provide a basis for our audit opinion.


3. In our opinion and to the best of our information and according to the explanations given to us, the Statement:

{i) is presented in accordance with the requirements of Regulation 33 of the SEBI (Listing Obligations and Disclosure Requirements) Regulations, 2015, as modified by Circular No. CIR/CFD/FAC/62/2016 dated July 5, 2016; and

{ii) gives a true and fair view in conformity with the aforesaid Indian Accounting Standards and other accounting principles generally accepted in India of the net profit and Total comprehensive income and other financial information of the Company for the year ended March 31, 2018.

4. The Statement includes the results for the Quarter ended March 31, 2018 being the balancing figure between audited figures in respect of the full financial year and the published year to date figures up to the third quarter of the current financial year which were subject to limited review by us.
5. The comparative financial information of the Company for the quarter and year ended March 31, 2017 prepared in accordance with Ind AS included in this Statement which has been audited by the predecessor auditor who expressed an unmodified opinion on the financial information on May 30, 2017.

Place: SURAT
Date: 28th May, 2018



**For Rangoonwala Associates
Chartered Accountants**

FRN: 108632W

Gajendra T. Rangoonwala
(Proprietor)
Membership No. 035377


Fairdeal Filaments Ltd.



Statement of Standalone Audited Financial Results for the Quarter and Year Ended 31st March, 2018

(₹ in Lacs)


Particulars		For the quarter ended (dd-mm-yyyy)			Year ended (dd-mm-yyyy)	
		01-01-18	01-10-17	01-01-17	01-04-17	01-04-16
A	Date of start of reporting period	01-01-18	01-10-17	01-01-17	01-04-17	01-04-16
B	Date of end of reporting period	31-03-18	31-12-17	31-03-17	31-03-18	31-03-17
C	Whether results are audited or unaudited	Audited	Unaudited	Audited	Audited	Audited
1	Revenue From Operations					
(a)	Revenue from operations	7,122.75	4,960.80	5,383.08	21,866.32	20,446.17
(b)	Other income	1.64	1.81	1.32	6.40	5.10
	Total Revenue	7,124.39	4,962.61	5,384.40	21,872.71	20,451.27
2	Expenses					
(a)	Cost of materials consumed	611.80	715.20	986.83	3,448.26	3,572.19
(b)	Purchases of stock-in-trade	5,724.94	3,523.05	3,598.44	15,666.82	14,118.95
(c)	Changes in inventories of finished goods, work-in-progress and stock-in-trade	49.83	12.34	66.76	(146.40)	42.33
(d)	Employee benefit expense	184.63	180.95	180.55	749.69	699.20
(e)	Finance costs	63.61	109.68	103.44	416.46	407.31
(f)	Depreciation and amortisation expense	77.76	64.66	72.01	265.57	259.34
(g)	Other Expenses					
i	Manufacturing Expenses	229.36	223.55	242.91	940.58	887.60
ii	Administrative & Other Expenses	51.46	60.17	42.95	207.07	180.91
iii	Selling & Distribution Expenses	9.52	6.75	38.00	58.88	95.20
	Total other expenses	290.34	290.47	323.85	1,206.53	1,163.71
	Total expenses	7,002.91	4,896.35	5,331.88	21,606.92	20,263.03
3	Profit before exceptional and extraordinary items and tax	121.48	66.26	52.51	265.80	188.25
4	Exceptional items	-	-	-	-	-
5	Profit before extraordinary items and tax	121.48	66.26	52.51	265.80	188.25
6	Extraordinary items	-	-	-	-	-
7	Profit before tax	121.48	66.26	52.51	265.80	188.25
8	Tax Expense					
	Current tax	47.27	23.62	(11.06)	90.28	16.61
	Deferred tax	(3.36)	(10.27)	(2.28)	(25.73)	(4.39)
	Total tax expenses	43.91	13.35	(13.33)	64.55	12.23
9	Net Profit Loss for the period	77.57	52.90	65.85	201.25	176.02
10	Other Comprehensive income/(Expense) for period	-	-	-	-	-
11	Total Comprehensive Income for the period (9+10)	77.57	52.90	65.85	201.25	176.02
12	Details of equity share capital					
	Paid-up equity share capital	605.00	605.00	605.00	605.00	605.00
	Face value of equity share capital	10.00	10.00	10.00	10.00	10.00
13	Earnings per equity share					
	Basic earnings (loss) per share	1.28	0.87	1.09	3.33	2.91
	Diluted earnings (loss) per share	1.28	0.87	1.09	3.33	2.91



Statement of Assets and Liability as at 31st March'2018

(₹ in Lacs)

Particulars		Current year ended (dd-mm-yyyy)	Previous year ended (dd-mm-yyyy)
Date of start of reporting period		01-04-17	01-04-16
Date of end of reporting period		31-03-18	31-03-17
Whether results are audited or unaudited		Audited	Audited
Assets			
1	Non-current assets		
	Property, plant and equipment	1,768.92	1,913.53
	Capital work-in-progress	-	-
	Intangible assets	11.92	6.74
	Investment property	-	-
	Goodwill	-	-
	Other intangible assets	-	-
	Intangible assets under development	-	-
	Non-current financial assets		
	Non-current investments	195.38	195.95
	Loans , Non - current	-	-
	Other Non current Financial assets	84.09	59.56
	Total non-current financial assets	279.47	255.51
	Deferred tax assets (net)	-	-
	Other non-current assets	142.36	137.59
	Total non-current assets	2,202.68	2,313.37
2	Current assets		
	Inventories	714.54	532.85
	Current financial asset		
	Current investments	-	-
	Trade receivables	3,989.33	3,474.89
	Cash and cash equivalents	18.74	22.31
	Bank balance other than cash and cash equivalents	26.13	24.23
	Loans, current	-	-
	Other current financial assets	-	-
	Total current financial assets	4,034.21	3,521.43
	Current tax assets (net)	-	-
	Other current assets	302.92	223.29
	Total current assets	5,051.67	4,277.57
3	Non-current assets classified as held for sale	-	-
4	Regulatory deferral account debit balances and related deferred tax Assets	-	-
	Total assets	7,254.35	6,590.93
Equity and liabilities			
1	Equity		
	Equity Share capital	605.00	605.00
	Other equity	1,444.64	1,245.54
	Total equity	2,049.64	1,850.54
2	Liabilities		
	Non-current liabilities		
	Non-current financial liabilities		
	Borrowings, non-current	1,202.76	512.70
	Trade payables, non-current	-	-
	Other non-current financial liabilities	-	-
	Total non-current financial liabilities	1,202.76	512.70
	Provisions, non-current	-	-
	Deferred tax liabilities (net)	57.86	83.59
	Deferred government grants, Non-current	-	-
	Other non-current liabilities	112.40	114.82
	Total non-current liabilities	1,373.02	711.10
	Current liabilities		
	Current financial liabilities		
	Borrowings, current	3,204.93	3,319.83
	Trade Payables	202.81	324.23
	Other current financial liabilities	253.94	114.18
	Total current financial liabilities	3,661.69	3,758.24
	Other current liabilities	120.65	149.27
	Provisions, current	21.96	103.10
	Current tax liabilities (Net)	27.39	18.69
	Deferred government grants, Current	-	-
	Total current liabilities	170.00	271.05
3	Liabilities directly associated with assets in disposal group classified as held for sale	-	-
4	Regulatory deferral account credit balances and related deferred tax liability	-	-
	Total liabilities	5,204.70	4,740.39
	Total equity and liabilities	7,254.35	6,590.93




NOTES

1	The above financial results have been reviewed by the Audit Committee and approved by the Board of Directors at its meeting held on 28th May, 2018.												
2	The financial results have been prepared in accordance with the Companies (Indian Accounting Standards) Rules, 2015 (Ind AS) prescribed under Section 133 of the Companies Act, 2013 and other recognized accounting practices and policies to the extent applicable. Beginning April 1, 2017, the Company has for the first time adopted Ind AS with a transition date of April 1, 2016.												
3	The format of above results as prescribed in SEBI's Circular CIR/CFD/CMD/15/2015 dated November 30, 2015 has been modified to comply with requirements of SEBI's circular dated July 5, 2016, Ind AS and Schedule III (Part II) to the Companies Act, 2013 applicable to companies that are required to comply with Ind AS. Pursuant to this circular, the above results do not include Ind AS compliant results for the preceding quarter and previous year ended March 31, 2017 as the same are not mandatory.												
4	Reconciliation for the effects of the transition on Statement of Profit and Loss for the quarter and year ended March 31, 2017 as previously reported and as per Ind AS are as follows: <table border="0"> <thead> <tr> <th style="text-align: left;">Particulars</th> <th style="text-align: right;">Amount (Rs in lacs)</th> </tr> </thead> <tbody> <tr> <td>1. Net profit as previously reported as per Indian GAAP</td> <td style="text-align: right;">188.25</td> </tr> <tr> <td>Add/(Less): Adjustments for GAAP differences</td> <td style="text-align: right;">-</td> </tr> <tr> <td>2. Net profit for the period under IND AS (before OCI)</td> <td style="text-align: right;">188.25</td> </tr> <tr> <td>Other comprehensive income (net of tax expense)</td> <td style="text-align: right;">-</td> </tr> <tr> <td>3. Total comprehensive income under IND AS as reported</td> <td style="text-align: right;">188.25</td> </tr> </tbody> </table>	Particulars	Amount (Rs in lacs)	1. Net profit as previously reported as per Indian GAAP	188.25	Add/(Less): Adjustments for GAAP differences	-	2. Net profit for the period under IND AS (before OCI)	188.25	Other comprehensive income (net of tax expense)	-	3. Total comprehensive income under IND AS as reported	188.25
Particulars	Amount (Rs in lacs)												
1. Net profit as previously reported as per Indian GAAP	188.25												
Add/(Less): Adjustments for GAAP differences	-												
2. Net profit for the period under IND AS (before OCI)	188.25												
Other comprehensive income (net of tax expense)	-												
3. Total comprehensive income under IND AS as reported	188.25												
5	This reconciliation has been provided in accordance with the Circular CIR/CFD/FAC/62/2016 issued by SEBI dated July 5, 2016 on account of Implementation of Ind AS by Listed Entities.												
6	The figures for the quarter/ Year ended March 31, 2017 have also been converted as per Ind AS, which have not been subject to limited review or audit. However, the management has exercised necessary due diligence to ensure that the comparable financial results are correctly stated.												
7	The Board of Directors have recommended a dividend of 12.50% for the Financial Year 2017-18.												
8	The Company is engaged in the business of "Textiles" and therefore has only one reportable segment in accordance with Ind AS 108 'Operating Segments'.												
9	Previous years' figures have been regrouped / rearranged wherever considered necessary.												

Date : 28.05.2018

Place: SURAT

For Fairdeal Filaments Ltd.
By Order of the Board

A. R. Shah

Whole-time Director